


# Reduce Belly Fat with Yoga and Ayurveda

•Reporter



- 01** Introduction to Belly Fat Reduction


---
- 02** Effective Yoga Poses for Belly Fat

---
- 03** More Yoga Poses for Belly Fat

---
- 04** Additional Yoga Poses and Techniques

---
- 05** Ayurvedic Remedies for Weight Loss

---
- 06** Conclusion and Recommendations



**CONTENT**



**/01**

## **Introduction to Belly Fat Reduction**

# The Importance of Reducing Belly Fat

---

## Health Risks of Excess Belly Fat

Excess belly fat, particularly visceral fat, is linked to serious health risks such as cardiovascular diseases, diabetes, and certain cancers. It surrounds internal organs and can disrupt their normal function, leading to chronic health conditions.

## Benefits of Reducing Belly Fat

Reducing belly fat not only improves physical appearance but also enhances overall health. It lowers the risk of metabolic disorders, improves insulin sensitivity, and boosts energy levels, contributing to a better quality of life.

## Overview of Yoga and Ayurveda

Yoga and Ayurveda are ancient practices that promote holistic health. Yoga focuses on physical postures, breathing, and meditation, while Ayurveda emphasizes natural remedies and lifestyle adjustments to balance the body and mind.

# The Role of Yoga in Weight Loss

## Yoga for Core Strength

Yoga poses like Boat Pose and Plank Pose strengthen the core muscles, which are essential for maintaining posture and reducing belly fat. A strong core also supports

overall physical stability and endurance.

## Yoga for Metabolism Boost

Yoga stimulates the thyroid gland and improves digestion, which in turn boosts metabolism. Poses like Cobra Pose and Bow Pose enhance metabolic rate, helping the body burn fat more efficiently.



## Yoga for Stress Reduction

Yoga reduces stress by promoting relaxation and mindfulness. Lower stress levels decrease the production of cortisol, a hormone linked to belly fat accumulation, aiding in weight

## Combining Yoga with Ayurveda

Combining yoga with Ayurvedic remedies enhances weight loss efforts. Ayurvedic herbs like Triphala and Ashwagandha support digestion, reduce stress, and boost metabolism, complementing the physical benefits of yoga.



**/02**

**Effective Yoga Poses for Belly Fat**

# Boat Pose (Navasana)

---

01

## How to Perform Boat Pose

Sit on the floor with legs extended. Lean back slightly, lift your legs off the ground, and balance on your sitting bones. Keep your spine straight and arms parallel to the ground, engaging your core muscles.

02

## Benefits for Belly Fat Reduction

Boat Pose strengthens the abdominal muscles, improves digestion, and stimulates the thyroid gland, which boosts metabolism. It is highly effective for toning the belly area and reducing fat.

03

## Combining with Ayurvedic Products

Pairing Boat Pose with Ayurvedic products like Triphala enhances digestion and detoxification, further supporting belly fat reduction by improving metabolic function and eliminating toxins.

# Plank Pose (Phalakasana)

---



01

## How to Perform Plank Pose

Start in a push-up position with your body in a straight line from head to heels. Engage your core, keep your shoulders over your wrists, and hold the position, ensuring your body remains stable and aligned.

## Benefits for Core Strength

Plank Pose is a full-body workout that strengthens the abdominal, back, and shoulder muscles. It improves core stability, posture, and endurance, making it an effective pose for reducing belly fat.



02



03

## Enhancing with Ayurvedic Herbs

Combining Plank Pose with Ayurvedic herbs like Garcinia Cambogia can block fat production and suppress appetite, making it easier to maintain a caloric deficit and enhance fat-burning results.





**/03**

**More Yoga Poses for Belly Fat**

# Cobra Pose (Bhujangasana)

---



## How to Perform Cobra Pose

Lie on your stomach with your hands under your shoulders. Press into your hands, lift your chest off the ground, and arch your back while keeping your pelvis and legs grounded. Hold the pose, breathing deeply.



## Benefits for Abdominal Toning

Cobra Pose stretches and strengthens the abdominal muscles, improving posture and flexibility. It also stimulates digestive organs, enhancing metabolism and aiding in belly fat reduction.



## Ayurvedic Support for Cobra Pose

Using Ayurvedic products with Ashwagandha can complement Cobra Pose by balancing stress hormones like cortisol, which are linked to belly fat accumulation, further supporting weight loss efforts.

# Bow Pose (Dhanurasana)

---

## How to Perform Bow Pose

Lie on your stomach, bend your knees, and reach back to hold your ankles. Lift your chest and thighs off the ground, creating a bow shape with your body. Hold the pose, breathing steadily.




## Benefits for Digestion and Metabolism

Bow Pose stimulates the digestive system, massages abdominal organs, and improves metabolism. It strengthens core muscles and enhances the fat-burning process, making it effective for reducing belly fat.

## Ayurvedic Herbs for Bow Pose

Ayurvedic formulations containing Guggul can boost fat metabolism and support thyroid function, enhancing the benefits of Bow Pose for weight management and belly fat reduction.


---



**/04**

## **Additional Yoga Poses and Techniques**

# Wind Relieving Pose (Pavanamuktasana)



## How to Perform Wind Relieving Pose

Lie on your back, bring your knees to your chest, and hug them with your arms. Gently press your thighs into your abdomen, holding the pose while breathing deeply to relieve gas and bloating.



## Benefits for Digestion and Bloating

Wind Relieving Pose stimulates abdominal organs, improves digestion, and eliminates gas. It strengthens the lower back and abdominal muscles, reducing fat storage and bloating in the belly area.

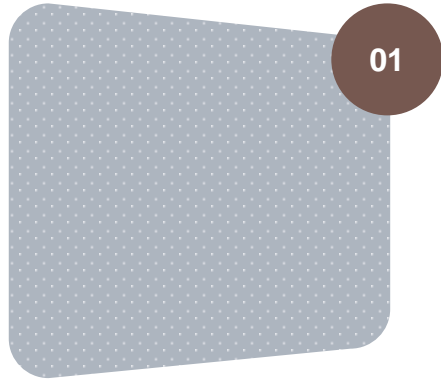


## Ayurvedic Remedies for Bloating

Combining this pose with Ayurvedic herbs like Fenugreek or Cinnamon can further enhance digestion and reduce bloating, speeding up the process of achieving a flat belly and improving overall gut health.


# Warrior III Pose (Virabhadrasana III)

---




## How to Perform Warrior III Pose

Stand on one leg, extend the other leg back, and lean your torso forward, creating a straight line from head to heel. Extend your arms forward, engage your core, and hold the pose, balancing steadily.



## Benefits for Core and Balance

Warrior III Pose engages core muscles, improves balance, and boosts metabolism. It strengthens the legs, arms, and core, making it an effective pose for toning the belly area and reducing fat.



## Ayurvedic Support for Warrior III

Pairing Warrior III with Ayurvedic products like Shilajit can improve stamina and endurance, enhancing the body's ability to burn fat during and after yoga sessions, supporting long-term weight management.



**/05**

## **Ayurvedic Remedies for Weight Loss**

# Key Ayurvedic Herbs

---

01

## Triphala for Digestion

Triphala is a blend of three fruits that supports digestion, detoxifies the body, and enhances metabolism. It helps in reducing belly fat by improving gut health and promoting regular bowel

02

## Garcinia Cambogia for Fat Blocking

Garcinia Cambogia is known for its ability to block fat production and suppress appetite. It helps in maintaining a caloric deficit, making it easier to lose weight and reduce belly fat effectively.

03

## Ashwagandha for Stress Reduction

Ashwagandha is an adaptogenic herb that reduces stress and balances cortisol levels. Lower stress levels decrease belly fat accumulation, making Ashwagandha a valuable addition to weight loss regimens.



# Ayurvedic Weight Management Products

---



## How Ayurvedic Products Work

Ayurvedic products work by detoxifying the body, improving digestion, and boosting metabolism. They use time-tested herbs that support the body's natural rhythms, making them effective for long-term




## Best Body Fat Reducer in India

India's best body fat reducer products are formulated with natural herbs like Triphala, Guggul, and Garcinia Cambogia. These products cleanse the body, balance hormones, and enhance fat metabolism for effective weight loss.



## Combining with Yoga for Best Results

Combining Ayurvedic products with yoga enhances weight loss efforts. Yoga provides physical and mental benefits, while Ayurvedic remedies support digestion, reduce stress, and boost metabolism, creating a holistic



**/06**

**Conclusion and  
Recommendations**

# Summary of Yoga and Ayurveda Benefits

---

**01**

## **Key Takeaways for Belly Fat Reduction**

Yoga and Ayurveda offer a natural and effective way to reduce belly fat. Yoga poses target the abdominal area, while Ayurvedic remedies support digestion, reduce stress, and boost metabolism, creating a comprehensive approach to weight loss.

**02**

## **Long-term Weight Management**

Consistent practice of yoga and the use of Ayurvedic products promote long-term weight management. They improve overall health, enhance energy levels, and support sustainable lifestyle changes for maintaining a healthy weight.

**03**

## **Holistic Approach to Health**

Yoga and Ayurveda provide a holistic approach to health by addressing physical, mental, and emotional well-being. They promote balance, wellness, and sustained energy, making them ideal for achieving and maintaining a healthy lifestyle.

# Final Recommendations

---



## Consistency in Yoga Practice

Consistency is key to achieving results with yoga. Regular practice of yoga poses strengthens the core, boosts metabolism, and reduces stress, contributing to effective belly fat reduction and overall health improvement.



## Incorporating Ayurvedic Remedies

Incorporating Ayurvedic remedies into your routine enhances the benefits of yoga. Ayurvedic herbs and products support digestion, reduce stress, and boost metabolism, making them valuable tools for weight loss and belly fat reduction.



## Seeking Professional Advice

Always seek professional advice before starting any new health regimen. Consulting with a physician or qualified health provider ensures that yoga and Ayurvedic remedies are safe and appropriate for your individual health needs.



**Thank you for  
watching.**

•Reporter